


5245 m.

GRAN PREMIO D'ITALIA OAKLEY
Free Practice Nr. 3
Classification

10

	Rider	Nation	Team	Motorcycle	Time	Lap Total	Gap	Top Speed
1	63 Francesco BAGNAIA	ITA	Ducati Lenovo Team	DUCATI	1'45.456	17 19		352.9
2	20 Fabio QUARTARARO	FRA	Monster Energy Yamaha MotoGP	YAMAHA	1'45.613	17 20	0.157 0.157	348.3
3	33 Brad BINDER	RSA	Red Bull KTM Factory Racing	KTM	1'45.652	17 18	0.196 0.039	362.4
4	43 Jack MILLER	AUS	Ducati Lenovo Team	DUCATI	1'45.701	17 17	0.245 0.049	357.6
5	5 Johann ZARCO	FRA	Pramac Racing	DUCATI	1'45.725	17 17	0.269 0.024	357.6
6	42 Alex RINS	SPA	Team SUZUKI ECSTAR	SUZUKI	1'45.754	20 20	0.298 0.029	347.2
7	88 Miguel OLIVEIRA	POR	Red Bull KTM Factory Racing	KTM	1'45.791	17 19	0.335 0.037	357.6
8	36 Joan MIR	SPA	Team SUZUKI ECSTAR	SUZUKI	1'45.825	19 21	0.369 0.034	352.9
9	44 PoI ESPARGARO	SPA	Repsol Honda Team	HONDA	1'45.858	17 19	0.402 0.033	351.7
10	21 Franco MORBIDELLI	ITA	Petronas Yamaha SRT	YAMAHA	1'45.865	14 18	0.409 0.007	340.6
11	12 Maverick VIÑALES	SPA	Monster Energy Yamaha MotoGP	YAMAHA	1'45.895	19 20	0.439 0.030	345.0
12	93 Marc MARQUEZ	SPA	Repsol Honda Team	HONDA	1'46.013	20 20	0.557 0.118	348.3
13	41 Aleix ESPARGARO	SPA	Aprilia Racing Team Gresini	APRILIA	1'46.015	14 15	0.559 0.002	357.6
14	51 Michele PIRRO	ITA	Pramac Racing	DUCATI	1'46.103	16 18	0.647 0.088	357.6
15	30 Takaaki NAKAGAMI	JPN	LCR Honda IDEMITSU	HONDA	1'46.311	18 18	0.855 0.208	346.1
16	10 Luca MARINI	ITA	SKY VR46 Avintia	DUCATI	1'46.332	17 18	0.876 0.021	352.9
17	9 Danilo PETRUCCI	ITA	Tech 3 KTM Factory Racing	KTM	1'46.355	15 19	0.899 0.023	352.9
18	46 Valentino ROSSI	ITA	Petronas Yamaha SRT	YAMAHA	1'46.358	18 20	0.902 0.003	348.3
19	32 Lorenzo SAVADORI	ITA	Aprilia Racing Team Gresini	APRILIA	1'46.447	16 19	0.991 0.089	349.5
20	23 Enea BASTIANINI	ITA	Avintia Esponsorama	DUCATI	1'46.627	19 19	1.171 0.180	356.4
21	73 Alex MARQUEZ	SPA	LCR Honda CASTROL	HONDA	1'46.853	19 19	1.397 0.226	351.7
22	27 Iker LECUONA	SPA	Tech 3 KTM Factory Racing	KTM	1'47.247	15 16	1.791 0.394	351.7

Practice condition: **Dry**
 Air: **21°**
 Humidity: **61%**
 Ground: **28°**

Fastest Lap:	Lap: 17	Francesco BAGNAIA	1'45.456	179 Km/h
Best Race Lap:	2013	Marc MARQUEZ	1'47.639	175.4 Km/h
All Time Lap Record:	2021	Francesco BAGNAIA	1'45.456	179.0 Km/h

The results are provisional until the end of the limit for protest and appeals.

Time limit for protest expires 30' after publication of the results - Time:

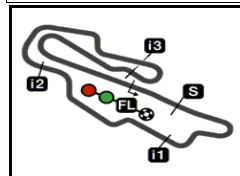
These data/results cannot be reproduced, stored and/or transmitted in whole or in part by any manner of electronic, mechanical, photocopying, recording, broadcasting or otherwise now known or herein after developed without the previous express consent by the copyright owner, except for reproduction in daily press and regular printed publications on sale to the public within 60 days of the event related to those data/results and always provided that copyright symbol appears together as follows below.

© DORNA, 2021

Official MotoGP Timing by **TISSOT**
 www.motogp.com

Mugello, Saturday, May 29, 2021






5245 m.

GRAN PREMIO D'ITALIA OAKLEY

Free Practice Nr. 3

Combined Free Practice Times

11

	Rider	Nation	Team	MOTORCYCLE	FP1	FP2	FP3	Gap
1	63 F.BAGNAIA	ITA	Ducati Lenovo Team	DUCATI	1'47.186 18	1'46.147 19	1'45.456 17	
2	20 F.QUARTARARO	FRA	Monster Energy Yamaha MotoGP	YAMAHA	1'47.566 6	1'46.372 17	1'45.613 17	0.157 0.157
3	33 B.BINDER	RSA	Red Bull KTM Factory Racing	KTM	1'48.049 7	1'46.436 18	1'45.652 17	0.196 0.039
4	43 J.MILLER	AUS	Ducati Lenovo Team	DUCATI	1'47.716 20	1'46.688 16	1'45.701 17	0.245 0.049
5	5 J.ZARCO	FRA	Pramac Racing	DUCATI	1'46.802 18	1'46.840 17	1'45.725 17	0.269 0.024
6	42 A.RINS	SPA	Team SUZUKI ECSTAR	SUZUKI	1'46.952 18	1'46.218 18	1'45.754 20	0.298 0.029
7	88 M.OLIVEIRA	POR	Red Bull KTM Factory Racing	KTM	1'47.748 10	1'46.584 4	1'45.791 17	0.335 0.037
8	36 J.MIR	SPA	Team SUZUKI ECSTAR	SUZUKI	1'47.176 19	1'46.847 15	1'45.825 19	0.369 0.034
9	44 P.ESPARGARO	SPA	Repsol Honda Team	HONDA	1'47.870 16	1'46.986 19	1'45.858 17	0.402 0.033
10	21 F.MORBIDELLI	ITA	Petronas Yamaha SRT	YAMAHA	1'47.184 18	1'46.331 16	1'45.865 14	0.409 0.007
11	12 M.VIÑALES	SPA	Monster Energy Yamaha MotoGP	YAMAHA	1'46.593 19	1'47.195 21	1'45.895 19	0.439 0.030
12	93 M.MARQUEZ	SPA	Repsol Honda Team	HONDA	1'48.277 6	1'46.973 17	1'46.013 20	0.557 0.118
13	41 A.ESPARGARO	SPA	Aprilia Racing Team Gresini	APRILIA	1'47.992 16	1'46.655 15	1'46.015 14	0.559 0.002
14	51 M.PIRRO	ITA	Pramac Racing	DUCATI	1'47.555 16	1'47.107 15	1'46.103 16	0.647 0.088
15	30 T.NAKAGAMI	JPN	LCR Honda IDEMITSU	HONDA	1'47.791 7	1'46.593 19	1'46.311 18	0.855 0.208
16	10 L.MARINI	ITA	SKY VR46 Avintia	DUCATI	1'48.128 16	1'47.154 18	1'46.332 17	0.876 0.021
17	9 D.PETRUCCI	ITA	Tech 3 KTM Factory Racing	KTM	1'48.319 20	1'47.129 17	1'46.355 15	0.899 0.023
18	46 V.ROSSI	ITA	Petronas Yamaha SRT	YAMAHA	1'48.302 15	1'47.719 20	1'46.358 18	0.902 0.003
19	32 L.SAVADORI	ITA	Aprilia Racing Team Gresini	APRILIA	1'48.734 18	1'47.668 15	1'46.447 16	0.991 0.089
20	23 E.BASTIANINI	ITA	Avintia Esponsorama	DUCATI	1'48.967 19	1'47.480 16	1'46.627 19	1.171 0.180
21	73 A.MARQUEZ	SPA	LCR Honda CASTROL	HONDA	1'48.375 6	1'47.326 17	1'46.853 19	1.397 0.226
22	27 I.LECUONA	SPA	Tech 3 KTM Factory Racing	KTM	1'48.997 12	1'47.792 3	1'47.247 15	1.791 0.394

Pole Position Record:	2019	Marc MARQUEZ	1'45.519	178.9 Km/h
Best Race Lap:	2013	Marc MARQUEZ	1'47.639	175.4 Km/h
All Time Lap Record:	2021	Francesco BAGNAIA	1'45.456	179.0 Km/h

The results are provisional until the end of the limit for protest and appeals.

Time limit for protest expires 60' after publication of the results - Time:

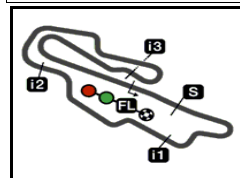
These data/results cannot be reproduced, stored and/or transmitted in whole or in part by any manner of electronic, mechanical, photocopying, recording, broadcasting or otherwise now known or herein after developed without the previous express consent by the copyright owner, except for reproduction in daily press and regular printed publications on sale to the public within 60 days of the event related to those data/results and always provided that copyright symbol appears together as follows below.

© DORNA, 2021

Official MotoGP Timing by TISSOT
www.motogp.com

Mugello, Saturday, May 29, 2021





5245 m.

GRAN PREMIO D'ITALIA OAKLEY

Free Practice Nr. 3

Top Speed & Average

12



Rider	Nation	Motorcycle	Top 5 speeds					Average	Top
33 Brad BINDER	RSA	KTM	362.4	358.8	357.6	356.4	356.4	358.3	362.4
5 Johann ZARCO	FRA	DUCATI	357.6	357.6	356.4	356.4	355.2	356.2	357.6
41 Aleix ESPARGARO	SPA	APRILIA	357.6	357.6	354.0	352.9	352.9	355.0	357.6
43 Jack MILLER	AUS	DUCATI	357.6	357.6	356.4	355.2	355.2	356.2	357.6
51 Michele PIRRO	ITA	DUCATI	357.6	357.6	357.6	357.6	356.4	357.2	357.6
88 Miguel OLIVEIRA	POR	KTM	357.6	357.6	355.2	354.0	352.9	355.0	357.6
23 Enea BASTIANINI	ITA	DUCATI	356.4	354.0	354.0	352.9	352.9	354.0	356.4
9 Danilo PETRUCCI	ITA	KTM	352.9	350.6	349.5	348.3	347.2	349.7	352.9
10 Luca MARINI	ITA	DUCATI	352.9	350.6	350.6	349.5	349.5	350.6	352.9
36 Joan MIR	SPA	SUZUKI	352.9	348.3	346.1	345.0	345.0	346.4	352.9
63 Francesco BAGNAIA	ITA	DUCATI	352.9	352.9	351.7	351.7	351.7	352.2	352.9
27 Iker LECUONA	SPA	KTM	351.7	350.6	350.6	347.2	346.1	349.2	351.7
44 Pol ESPARGARO	SPA	HONDA	351.7	351.7	349.5	348.3	348.3	349.6	351.7
73 Alex MARQUEZ	SPA	HONDA	351.7	351.7	350.6	350.6	350.6	351.0	351.7
32 Lorenzo SAVADORI	ITA	APRILIA	349.5	348.3	348.3	347.2	346.1	347.9	349.5
20 Fabio QUARTARARO	FRA	YAMAHA	348.3	347.2	347.2	346.1	346.1	346.8	348.3
46 Valentino ROSSI	ITA	YAMAHA	348.3	346.1	345.0	345.0	342.8	344.3	348.3
93 Marc MARQUEZ	SPA	HONDA	348.3	348.3	347.2	346.1	346.1	346.7	348.3
42 Alex RINS	SPA	SUZUKI	347.2	346.1	346.1	346.1	346.1	346.3	347.2
30 Takaaki NAKAGAMI	JPN	HONDA	346.1	345.0	343.9	342.8	342.8	343.9	346.1
12 Maverick VIÑALES	SPA	YAMAHA	345.0	345.0	345.0	343.9	343.9	344.6	345.0
21 Franco MORBIDELLI	ITA	YAMAHA	340.6	340.6	339.6	338.5	337.5	338.7	340.6

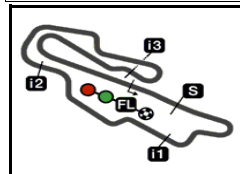
These data/results cannot be reproduced, stored and/or transmitted in whole or in part by any manner of electronic, mechanical, photocopying, recording, broadcasting or otherwise now known or herein after developed without the previous express consent by the copyright owner, except for reproduction in daily press and regular printed publications on sale to the public within 60 days of the event related to those data/results and always provided that copyright symbol appears together as follows below.

© DORNA, 2021

Official MotoGP Timing by TISSOT
www.motogp.com



Mugello, Saturday, May 29, 2021



5245 m.

GRAN PREMIO D'ITALIA OAKLEY

Free Practice Nr. 3

Chronological Analysis of Performances

13

* Lap / Sector time cancelled **T1** Time from finish line to 1st intermediate **T3** Time from 2nd intermed. to 3rd intermed.
P Crossing the finish line in pit lane **T2** Time from 1st intermed. to 2nd intermed. **T4** Time from 3rd intermediate to finish line
****** Tyre data subject to further updates

Lap	Lap Time	T1	T2	T3	T4	Speed	Lap	Lap Time	T1	T2	T3	T4	Speed
1st	63	Francesco BAGNAIA		DUCATI	ITA		Run # 2	Front Tyre Slick-Medium Rear Tyre Slick-Soft		New Tyre		New Tyre	
		Ducati Lenovo Team											
		Runs=3 Total laps=19 Full laps=12					12	1'58.465	33.710	24.087	35.998	24.670	184.6
Run # 1	Front Tyre Slick-Medium Rear Tyre Slick-Medium		3 Laps at start		9 Laps at start		13	1'45.807	24.796	22.385	34.478	24.148	347.2
1	2'13.299	33.841	25.109	37.407	25.203	137.9	14	1'45.701	24.752	22.345	34.512	24.092	348.3
2	1'49.198	25.725	23.311	35.685	24.477	349.5	15	56.349 P	28.203				347.2
3	1'48.076	25.353	22.913	35.378	24.432	351.7	Run # 3	Front Tyre Slick-Medium Rear Tyre Slick-Soft		4 Laps at start		New Tyre	
4	1'47.733	25.246	22.932	35.199	24.356	350.6	16	1'55.639	31.553	23.589	36.076	24.421	204.5
5	1'47.191	25.058	22.840	34.955	24.338	350.6	17	1'45.613	24.802	22.383	34.347	24.081	346.1
6	1'47.066	25.006	22.722	35.085	24.253	351.7	18	56.576 P	28.106				346.1
7	58.784 P	30.372				349.5	Run # 4	Front Tyre Slick-Medium Rear Tyre Slick-Medium		4 Laps at start		25 Laps at start	
Run # 2	Front Tyre Slick-Medium Rear Tyre Slick-Medium		10 Laps at start		16 Laps at start		19	2'09.079 *	35.056	28.042	38.484*	27.497	219.5
8	2'00.514	35.450	24.130	36.104	24.830	130.2	20	2'03.515 *	29.681	26.227	37.799*	29.808	248.8
9	1'49.105	25.761	23.230	35.596	24.518	348.3	3rd	33	Brad BINDER		KTM	RSA	
10	1'47.661 *	25.199	22.823*	35.323	24.316	350.6			Red Bull KTM Factory Racing				
11	1'47.189	25.080	22.729	35.108	24.272	349.5			Runs=3 Total laps=18 Full laps=13				
12	1'47.054	25.046	22.756	35.016	24.236	351.7	Run # 1	Front Tyre Slick-Medium Rear Tyre Slick-Medium		New Tyre		New Tyre	
13	1'54.327	28.806	24.631	36.237	24.653	348.3	1	2'16.572	31.921	24.629	36.445	25.091	192.1
14	1'47.082	25.033	22.692	35.095	24.262	348.3	2	1'48.419	25.567	23.228	35.182	24.442	346.1
15	56.720 P	28.006				348.3	3	1'47.018	25.312	22.860	34.763	24.083	349.5
Run # 3	Front Tyre Slick-Medium Rear Tyre Slick-Soft		New Tyre		New Tyre		4	1'47.247	25.148	22.827	35.044	24.228	362.4
16	1'57.469	32.517	24.490	36.004	24.458	133.0	5	1'47.354	25.337	22.669	35.218	24.130	352.9
17	1'45.456	24.811	22.350	34.438	23.857	350.6	6	1'46.916	25.092	22.595	34.957	24.272	356.4
18	1'48.919 *	25.390	23.121*	36.006	24.402	352.9	7	1'47.913	25.444	22.866	35.117	24.486	358.8
19	1'46.753	25.045	22.564	34.939	24.205	352.9	8	1'47.257	25.242	22.769	34.917	24.329	348.3
2nd	20	Fabio QUARTARARO		YAMAHA	FRA		9	57.670 P	28.636				348.3
		Monster Energy Yamaha MotoGP					Run # 2	Front Tyre Slick-Hard Rear Tyre Slick-Soft		New Tyre		New Tyre	
		Runs=4 Total laps=20 Full laps=10					10	2'05.237	35.173	23.916	41.322	24.826	148.3
Run # 1	Front Tyre Slick-Medium Rear Tyre Slick-Medium		14 Laps at start		14 Laps at start		11	1'46.684	25.163	22.677	34.643	24.201	354.0
1	3'32.581	32.303	25.182	37.092	25.236	208.8	12	1'46.770	25.093	22.650	34.821	24.206	351.7
2	1'48.875	25.839	23.146	35.305	24.585	343.9	13	1'46.739	24.994	22.552	34.893	24.300	351.7
3	1'47.625	25.412	22.799	34.941	24.473	345.0	14	57.397 P	28.980				348.3
4	1'47.499	25.247	22.753	35.029	24.470	343.9	Run # 3	Front Tyre Slick-Hard Rear Tyre Slick-Soft		5 Laps at start		New Tyre	
5	1'47.311	25.152	22.605	35.021	24.533	343.9	15	2'07.929	42.417	24.521	36.551	24.440	155.1
6	1'47.262 *	25.221	22.705	34.913	24.423*	343.9	16	1'46.788	24.984	22.691	34.684	24.429	356.4
7	1'52.974	25.182	24.371	38.716	24.705	342.8	17	1'45.652	24.773	22.442	34.478	23.959	355.2
8	1'47.441 *	25.207	22.652*	35.109	24.473	343.9	18	1'46.313	24.927	22.463	34.734	24.189	357.6
9	1'47.208	25.170	22.596	34.977	24.465	343.9							
10	1'47.259	25.175	22.649	35.090	24.345	343.9							
11	56.006 P	27.643				346.1							

Fastest Lap: Francesco BAGNAIA Ducati Lenovo Team ITA **1'45.456** 24.811 22.350 34.438 23.857

These data/results cannot be reproduced, stored and/or transmitted in whole or in part by any manner of electronic, mechanical, photocopying, recording, broadcasting or otherwise now known or herein after developed without the previous express consent by the copyright owner, except for reproduction in daily press and regular printed publications on sale to the public within 60 days of the event related to those data/results and always provided that copyright symbol appears together as follows below.
 © DORNA, 2021



Free Practice Nr. 3

MotoGP

Lap	Lap Time	T1	T2	T3	T4	Speed	Lap	Lap Time	T1	T2	T3	T4	Speed	
4th	43	Jack MILLER		DUCATI		AUS	17	1'45.725	24.773	22.335	34.681	23.936	351.7	
		Ducati Lenovo Team												
		Runs=3		Total laps=18		Full laps=11								
Run #	1	Front Tyre	Slick-Medium	Rear Tyre	Slick-Medium									
		New Tyre				5 Laps at start								
1	2'17.833	32.218	24.532	36.635	24.967	196.0								
2	1'48.847	25.648	23.164	35.594	24.441	357.6								
3	1'47.569	25.198	22.758	35.358	24.255	357.6								
4	1'47.520	25.092	22.649	35.322	24.457	356.4								
5	1'47.042	25.028	22.697	35.113	24.204	355.2								
6	1'47.052	24.945	22.599	35.189	24.319	355.2								
7	1'47.811	24.967	22.786	35.738	24.320	355.2								
8	1'47.287	25.059	22.610	35.313	24.305	352.9								
9	1'48.116	25.103	22.850	35.564	24.599	354.0								
10	1'48.332	*	25.220	22.903	35.561	24.648*	351.7							
11	59.222	P	29.747			350.6								
6th	42	Alex RINS		SUZUKI		SPA								
		Team SUZUKI ECSTAR												
		Runs=4		Total laps=20		Full laps=13								
Run #	1	Front Tyre	Slick-Soft	Rear Tyre	Slick-Medium									
		New Tyre				5 Laps at start							4 Laps at start	
1	2'43.563	32.109	24.917	37.272	25.222	182.4								
2	1'48.934	25.576	23.212	35.564	24.582	342.8								
3	1'47.698	25.324	22.814	35.182	24.378	346.1								
4	1'47.298	25.159	22.733	35.131	24.275	345.0								
5	1'47.308	25.265	22.713	35.051	24.279	345.0								
6	1'47.491	25.309	22.736	35.169	24.277	346.1								
7	57.525	P	27.565			345.0								
5th	5	Johann ZARCO		DUCATI		FRA								
		Pramac Racing												
		Runs=4		Total laps=17		Full laps=10								
Run #	1	Front Tyre	Slick-Soft	Rear Tyre	Slick-Soft									
		New Tyre				4 Laps at start							New Tyre	
1	2'23.347	32.790	25.260	36.677	24.688	189.8								
2	1'47.471	25.302	22.957	35.032	24.180	356.4								
3	1'46.594	25.062	22.612	34.825	24.095	357.6								
4	1'47.838	24.915	22.609	36.190	24.124	357.6								
5	1'46.201	24.859	22.428	34.887	24.027	356.4								
6	54.314	P	27.609			340.6								
7th	88	Miguel OLIVEIRA		KTM		POR								
		Red Bull KTM Factory Racing												
		Runs=4		Total laps=19		Full laps=11								
Run #	1	Front Tyre	Slick-Medium	Rear Tyre	Slick-Medium									
		New Tyre				6 Laps at start							6 Laps at start	
1	2'21.980	32.218	24.722	36.450	25.042	209.7								
2	1'47.541	25.386	22.941	34.984	24.230	351.7								
3	1'46.331	24.954	22.635	34.739	24.003	355.2								
4	1'46.912	25.022	22.663	34.840	24.387	357.6								
5	1'46.613	25.033	22.641	34.801	24.138	351.7								
6	55.518	P	27.503			340.6								
Fastest Lap:	Francesco BAGNAIA		Ducati Lenovo Team		ITA	1'45.456	24.811	22.350	34.438	23.857				

These data/results cannot be reproduced, stored and/or transmitted in whole or in part by any manner of electronic, mechanical, photocopying, recording, broadcasting or otherwise now known or herein after developed without the previous express consent by the copyright owner, except for reproduction in daily press and regular printed publications on sale to the public within 60 days of the event related to those data/results and always provided that copyright symbol appears together as follows below.
© DORNA, 2021



Free Practice Nr. 3

MotoGP

Lap	Lap Time	T1	T2	T3	T4	Speed	Lap	Lap Time	T1	T2	T3	T4	Speed							
14	1'46.261	24.943	22.514	34.697	24.107	350.6	8	1'52.233	26.417	23.881	37.213	24.722	341.7							
15	55.937 P	27.180				348.3	9	1'47.731	25.209	22.886	35.170	24.466	347.2							
Run # 4	Front Tyre Slick-Medium	Rear Tyre Slick-Soft					Run # 3	Front Tyre Slick-Medium	Rear Tyre Slick-Medium											
3 Laps at start						New Tyre	14 Laps at start						10 Laps at start							
16	1'55.866	31.223	23.781	36.178	24.684	205.3	11	1'57.608	31.712	24.088	36.379	25.429	214.2							
17	1'45.791	24.917	22.459	34.441	23.974	354.0	12	1'49.723 P	25.466	23.096*	35.743	25.418	345.0							
18	1'54.246	29.016	24.357	36.528	24.345	357.6	Run # 4	Front Tyre Slick-Medium	Rear Tyre Slick-Soft											
19	1'46.415	25.050	22.489	34.709	24.167	350.6	New Tyre						New Tyre							
8th	36	Joan MIR			SUZUKI	SPA	13	1'56.743	31.162	23.805	36.839	24.937	201.4							
		Team SUZUKI ECSTAR					14	1'48.162	25.193	22.908	35.403	24.658	343.9							
		Runs=4	Total laps=21	Full laps=13			15	53.884 P	25.156				341.7							
Run # 1	Front Tyre Slick-Soft	Rear Tyre Slick-Medium					Run # 5	Front Tyre Slick-Medium	Rear Tyre Slick-Soft											
5 Laps at start						13 Laps at start	3 Laps at start						New Tyre							
1	2'33.586	31.737	24.146	36.130	24.820	206.8	16	1'58.453	32.968	24.453	36.271	24.761	147.7							
2	1'48.521	25.639	23.033	35.320	24.529	348.3	17	1'45.858	25.016	22.439	34.486	23.917	348.3							
3	1'47.470	25.413	22.759	34.899	24.399	352.9	18	1'58.677	30.836	25.226	38.298	24.317	351.7							
4	1'47.919	25.489	22.745	35.185	24.500	328.2	19	1'46.658	25.023	22.634	34.790	24.211	348.3							
5	1'47.440	25.325	22.702	35.062	24.351	340.6	10th						21	Franco MORBIDELLI	YAMAHA	ITA				
6	1'47.273	25.139	22.726	34.940	24.468	343.9					Runs=4	Total laps=18	Full laps=11	Petronas Yamaha SRT						
7	57.013 P	28.235				345.0	Run # 1	Front Tyre Slick-Medium	Rear Tyre Slick-Medium											
Run # 2	Front Tyre Slick-Medium	Rear Tyre Slick-Medium					4 Laps at start						New Tyre							
5 Laps at start						New Tyre	1	2'51.083	39.514	25.633	37.867	25.693	129.8							
8	1'53.487	30.611	23.297	35.097	24.482	204.9	2	1'49.683	25.870	23.248	35.843	24.722	338.5							
9	1'46.624	25.032	22.660	34.629	24.303	345.0	3	1'48.251	25.692	22.906	35.149	24.504	337.5							
10	1'46.973	24.998	22.527	34.583	24.865	343.9	4	1'47.454	25.232	22.682	34.984	24.556	337.5							
11	1'47.531	25.432	22.705	34.838	24.556	345.0	5	1'54.263	25.336	26.293	37.758	24.876	337.5							
12	1'46.626	25.062	22.640	34.599	24.325	342.8	6	1'47.699	25.209	22.692	35.331	24.467	339.6							
13	57.651 P	28.752				342.8	7	1'48.811 P	25.225	22.631	34.985	25.970	337.5							
Run # 3	Front Tyre Slick-Medium	Rear Tyre Slick-Soft					Run # 2	Front Tyre Slick-Medium	Rear Tyre Slick-Medium											
New Tyre						New Tyre	11 Laps at start						7 Laps at start							
14	1'53.355	30.945	23.000	35.013	24.397	199.6	8	2'00.057	34.519	24.717	35.957	24.864	161.6							
15	1'46.225 *	25.027	22.482	34.535	24.181*	345.0	9	1'48.144	25.741	23.009	34.904	24.490	335.4							
16	1'46.113	24.845	22.410	34.604	24.254	346.1	10	1'46.938	25.207	22.553	34.890	24.288	340.6							
17	56.862 P	27.742				338.5	11	57.732 P	28.442				340.6							
Run # 4	Front Tyre Slick-Medium	Rear Tyre Slick-Soft					Run # 3	Front Tyre Slick-Medium	Rear Tyre Slick-Soft											
4 Laps at start						New Tyre	New Tyre						New Tyre							
18	1'52.361	30.222	22.845	34.822	24.472	208.4	12	1'59.934	36.004	23.619	35.457	24.854	172.5							
19	1'45.825	24.947	22.343	34.462	24.073	339.6	13	1'47.468	25.206	22.796	34.933	24.533	335.4							
20	2'09.492	41.858	26.788	36.269	24.577	345.0	14	1'45.865	25.028	22.323	34.367	24.147	336.4							
21	1'50.899	24.977	22.519	38.097	25.306	345.0	15	55.297 P	26.919				336.4							
9th	44	Poi ESPARGARO			HONDA	SPA	Run # 4	Front Tyre Slick-Medium	Rear Tyre Slick-Soft											
		Repsol Honda Team					4 Laps at start						New Tyre							
		Runs=5	Total laps=19	Full laps=10			16	2'00.793	36.981	24.004	35.277	24.531	154.0							
Run # 1	Front Tyre Slick-Medium	Rear Tyre Slick-Medium					17	1'48.113	25.231	23.121	35.287	24.474	336.4							
4 Laps at start						New Tyre	18	1'47.092	24.885	22.307	34.557	25.343	336.4							
1	2'15.598	34.091	24.951	37.183	25.667	145.1	11th						12	Maverick VIÑALES	YAMAHA	SPA				
2	1'49.206	25.490	22.964	35.908	24.844	349.5					Runs=3	Total laps=21	Full laps=15	Monster Energy Yamaha MotoGP						
3	1'46.993	25.116	22.714	34.964	24.199	346.1	Run # 1	Front Tyre Slick-Medium	Rear Tyre Slick-Medium											
4	1'50.552	26.550	24.119	35.465	24.418	342.8	4 Laps at start						New Tyre							
5	1'46.799	25.078	22.610	34.974	24.137	351.7	1	3'05.780	31.364	24.273	36.823	25.194	197.4							
6	57.024 P	28.740				348.3	2	1'48.939	25.619	23.191	35.527	24.602	342.8							
Run # 2	Front Tyre Slick-Medium	Rear Tyre Slick-Medium					Fastest Lap:						Francesco BAGNAIA	Ducati Lenovo Team	ITA	1'45.456	24.811	22.350	34.438	23.857
10 Laps at start						6 Laps at start														
7	1'57.727	31.791	24.296	36.372	25.268	205.3														

These data/results cannot be reproduced, stored and/or transmitted in whole or in part by any manner of electronic, mechanical, photocopying, recording, broadcasting or otherwise now known or herein after developed without the previous express consent by the copyright owner, except for reproduction in daily press and regular printed publications on sale to the public within 60 days of the event related to those data/results and always provided that copyright symbol appears together as follows below.
© DORNA, 2021

Official MotoGP Timing by TISSOT
www.motogp.com

Mugello, Saturday, May 29, 2021

Page 3 of 7



Free Practice Nr. 3

MotoGP

Lap	Lap Time	T1	T2	T3	T4	Speed	Lap	Lap Time	T1	T2	T3	T4	Speed	
3	1'47.309	25.167	22.623	35.110	24.409	342.8	13th 41 Aleix ESPARGARO Aprilia Racing Team Gresini							
4	1'47.243	25.186	22.598	35.078	24.381	341.7		Runs=3	Total laps=15	Full laps=9				
5	1'46.880	25.109	22.506	35.021	24.244	341.7		Run # 1	Front Tyre	Slick-Medium	Rear Tyre	Slick-Medium		
6	1'46.759	25.077	22.500	34.879	24.303	341.7				New Tyre		New Tyre		
7	1'48.553	25.069	22.551	36.275	24.658	342.8		1	2'19.547	31.517	24.469	36.049	25.670	206.5
8	1'49.480	25.141	23.459	36.293	24.587	340.6		2	1'47.567	25.209	23.149	34.991	24.218	349.5
9	1'47.261	25.120	22.612	35.149	24.380	341.7		3	1'47.222	25.033	22.708	35.266	24.215	354.0
10	1'46.959	25.073	22.557	34.938	24.391	340.6		4	1'49.471	27.133	22.972	34.971	24.395	357.6
11	1'49.386	25.146	22.568	37.062	24.610	340.6		5	1'46.558	25.042	22.599	34.740	24.177	352.9
12	1'46.927	25.091	22.472	35.039	24.325	340.6		6	59.059 P	29.518				357.6
13	54.230 P	25.079				341.7								
Run # 2	Front Tyre	Slick-Medium	Rear Tyre	Slick-Soft				Run # 2	Front Tyre	Slick-Hard	Rear Tyre	Slick-Medium		
		New Tyre		New Tyre						4 Laps at start		6 Laps at start		
14	1'53.640	30.128	23.524	35.574	24.414	210.5	7	1'55.459	30.742	24.743	35.506	24.468	210.9	
15	1'46.294	24.899	22.392	34.750	24.253	343.9	8	1'47.827	25.296	22.911	35.219	24.401	352.9	
16	1'49.209	24.836	22.254	37.410	24.709	343.9	9	1'47.658	25.077	22.793	35.382	24.406	345.0	
17	51.341 P	24.922				345.0	10	56.906 P	25.214				345.0	
Run # 3	Front Tyre	Slick-Medium	Rear Tyre	Slick-Soft			Run # 3	Front Tyre	Slick-Medium	Rear Tyre	Slick-Soft			
		4 Laps at start		New Tyre					New Tyre		New Tyre			
18	1'53.633 *	30.548	23.293*	35.413	24.379	204.5	11	2'06.040	32.639	24.596	38.289	30.516	213.4	
19	1'45.895	24.778	22.339	34.597	24.181	345.0	12	1'52.901	25.262	22.748	40.271	24.620	347.2	
20	1'51.694	24.920	25.011	36.789	24.974	342.8	13	1'46.395	25.020	22.585	34.632	24.158	343.9	
unfinished	24.865	22.381				345.0	14	1'46.015	24.798	22.389	34.651	24.177	345.0	
							15	59.503 P	27.436				334.3	
Run # 4	Front Tyre	Slick-Medium	Rear Tyre	Slick-Soft			Run # 4	Front Tyre	Slick-Medium	Rear Tyre	Slick-Soft			
		4 Laps at start		New Tyre					4 Laps at start		New Tyre			
14	1'57.558	31.271	24.229	37.431	24.627	190.4	14	1'56.069	30.732	24.233	36.278	24.826	207.6	
15	1'46.595	25.075	22.574	34.830	24.116	348.3	15	1'47.214	24.901	23.202	34.984	24.127	357.6	
16	1'46.466	24.929	22.479	34.857	24.201	346.1	16	1'46.103	24.878	22.416	34.675	24.134	354.0	
17	52.957 P	26.188				346.1	17	1'59.711	26.100	26.452	41.704	25.455	352.9	
							18	1'46.761	24.965	22.602	34.901	24.293	356.4	

12th **93** **Marc MARQUEZ**
Repsol Honda Team HONDA SPA

14th **51** **Michele PIRRO**
Pramac Racing DUCATI ITA

Fastest Lap: Francesco BAGNAIA Ducati Lenovo Team ITA **1'45.456** 24.811 22.350 34.438 23.857

These data/results cannot be reproduced, stored and/or transmitted in whole or in part by any manner of electronic, mechanical, photocopying, recording, broadcasting or otherwise now known or herein after developed without the previous express consent by the copyright owner, except for reproduction in daily press and regular printed publications on sale to the public within 60 days of the event related to those data/results and always provided that copyright symbol appears together as follows below.
© DORNA, 2021

Official MotoGP Timing by **TISSOT**
www.motogp.com



Mugello, Saturday, May 29, 2021

Free Practice Nr. 3

MotoGP

Lap	Lap Time	T1	T2	T3	T4	Speed	Lap	Lap Time	T1	T2	T3	T4	Speed		
15th	30	Takaaki NAKAGAMI LCR Honda IDEMITSU					HONDA	JPN							
Runs=3 Total laps=18 Full laps=9							Runs=4 Total laps=19 Full laps=11								
Run #	1	Front Tyre	Slick-Medium	Rear Tyre	Slick-Soft		Run #	1	Front Tyre	Slick-Medium	Rear Tyre	Slick-Medium			
			6 Laps at start						4 Laps at start			New Tyre			
1	2'32.489	36.698	26.017	37.695	25.045	160.2	1	2'18.196	32.601	24.545	36.701	25.081	192.5		
2	1'49.028	26.107	23.192	35.380	24.349	324.3	2	1'48.931	25.496	23.209	35.636	24.590	350.6		
3	1'48.792	26.576	22.900	35.026	24.290	316.7	3	1'47.761	25.293	22.763	35.251	24.454	348.3		
4	1'47.326	25.176	22.809	34.910	24.431	341.7	4	1'47.914	25.220	22.678	35.231	24.785	349.5		
5	1'48.379	25.998	22.926	35.096	24.359	319.5	5	1'47.317	25.274	22.708	34.996	24.339	352.9		
6	1'47.103 *	25.210	22.763*	34.906	24.224	342.8	6	55.007 P	26.931					347.2	
7	57.748 P	27.934					335.4								
Run #	2	Front Tyre	Slick-Medium	Rear Tyre	Slick-Soft		Run #	2	Front Tyre	Slick-Medium	Rear Tyre	Slick-Medium			
			New Tyre						10 Laps at start			6 Laps at start			
8	2'03.660	34.870	26.628	37.320	24.842	181.5	7	1'54.749	31.291	23.155	35.623	24.680	196.0		
9	1'49.058	25.932	23.345	35.361	24.420	345.0	8	1'47.806	25.320	22.798	35.191	24.497	338.5		
10	1'46.433	24.996	22.561	34.684	24.192	340.6	9	1'47.643	25.163	22.819	35.223	24.438	340.6		
11	1'55.830	25.094	22.624	42.955	25.157	346.1	10	1'47.675	25.237	22.817	35.163	24.458	340.6		
12	1'51.583 P	25.240	22.649	35.926	27.768	338.5	11	1'47.713	25.150	22.811	35.256	24.496	341.7		
Run #	3	Front Tyre	Slick-Medium	Rear Tyre	Slick-Soft		Run #	3	Front Tyre	Slick-Medium	Rear Tyre	Slick-Soft			
			5 Laps at start						New Tyre			New Tyre			
13	2'18.649	41.195	29.657	41.771	26.026	113.8	13	2'01.891	31.447	23.650	36.967	29.827	207.6		
14	1'51.722	26.913	24.255	36.092	24.462	339.6	14	1'55.765	25.151	23.378	41.064	26.172	339.6		
15	1'46.612 *	25.150	22.606*	34.682	24.174	342.8	15	1'46.355	25.013	22.516	34.689	24.137	345.0		
16	1'46.060 *	24.895	22.460*	34.579	24.126	343.9	16	54.209 P	27.399					345.0	
17	2'01.349 *	29.362*	26.900	39.834	25.253	331.2									
18	1'46.311	25.031	22.531	34.631	24.118	342.8									
16th	10	Luca MARINI SKY VR46 Avintia					DUCATI	ITA							
Runs=3 Total laps=18 Full laps=13							Runs=4 Total laps=20 Full laps=12								
Run #	1	Front Tyre	Slick-Medium	Rear Tyre	Slick-Medium		Run #	1	Front Tyre	Slick-Medium	Rear Tyre	Slick-Medium			
			4 Laps at start						6 Laps at start			New Tyre			
1	2'13.500	33.933	25.113	37.477	25.149	128.4	1	2'32.361	31.313	24.346	36.788	25.391	198.1		
2	1'49.413	25.812	23.324	35.655	24.622	334.3	2	1'49.047	25.584	23.228	35.404	24.831	342.8		
3	1'48.250	25.337	23.016	35.482	24.415	349.5	3	1'48.064	25.272	22.902	35.217	24.673	340.6		
4	1'55.195	25.429	23.503	41.425	24.838	346.1	4	1'47.968	25.228	22.840	35.279	24.621	340.6		
5	1'49.911	26.620	23.170	35.472	24.649	350.6	5	1'49.090	26.308	23.061	35.131	24.590	340.6		
6	1'47.857	25.312	22.966	35.135	24.444	348.3	6	53.321 P	25.856					345.0	
7	1'47.770	25.288	22.834	35.175	24.473	347.2									
8	1'47.578	25.210	22.796	35.153	24.419	346.1									
9	1'48.164	25.331	23.021	35.173	24.639	346.1									
10	58.844 P	28.694					312.1								
Run #	2	Front Tyre	Slick-Medium	Rear Tyre	Slick-Soft		Run #	2	Front Tyre	Slick-Medium	Rear Tyre	Slick-Medium			
			New Tyre						12 Laps at start			6 Laps at start			
11	2'06.791	41.756	24.302	36.164	24.569	94.4	7	1'58.129	32.308	24.428	36.291	25.102	178.8		
12	1'46.492	24.971	22.666	34.654	24.201	347.2	8	1'48.387	25.452	22.926	35.319	24.690	338.5		
13	1'46.398	24.929	22.576	34.670	24.223	347.2	9	1'48.137 *	25.267	22.900*	35.384	24.586	339.6		
14	1'30.287 P	55.263					343.9	10	1'48.058	25.233	22.889	35.331	24.605	340.6	
Run #	3	Front Tyre	Slick-Medium	Rear Tyre	Slick-Soft		Run #	3	Front Tyre	Slick-Medium	Rear Tyre	Slick-Soft			
			4 Laps at start						New Tyre			New Tyre			
15	2'04.074	38.306	24.325	36.889	24.554	115.3	13	1'58.531 *	33.746	24.186	35.868	24.731*	155.6		
16	1'46.938	25.227	22.665	34.718	24.328	350.6	14	1'47.524	25.199	22.840	35.028	24.457	342.8		
17	1'46.332	24.960	22.591	34.658	24.123	349.5	15	1'47.392	25.172	22.689	35.031	24.500	342.8		
18	1'47.275	24.893	22.655	34.959	24.768	352.9									

Fastest Lap: Francesco BAGNAIA Ducati Lenovo Team ITA **1'45.456** 24.811 22.350 34.438 23.857

These data/results cannot be reproduced, stored and/or transmitted in whole or in part by any manner of electronic, mechanical, photocopying, recording, broadcasting or otherwise now known or herein after developed without the previous express consent by the copyright owner, except for reproduction in daily press and regular printed publications on sale to the public within 60 days of the event related to those data/results and always provided that copyright symbol appears together as follows below.
© DORNA, 2021



Free Practice Nr. 3

MotoGP

Lap	Lap Time	T1	T2	T3	T4	Speed	Lap	Lap Time	T1	T2	T3	T4	Speed
16	56.265 P	28.424				342.8	9	1'48.254	25.367	22.988	35.395	24.504	342.8
Run # 4 Front Tyre Slick-Medium Rear Tyre Slick-Soft 4 Laps at start New Tyre							10	1'48.168	25.223	22.975	35.449	24.521	343.9
17	2'00.268	34.751	24.593	36.347	24.577	135.0	11	52.246 P	25.171				346.1
18	1'46.358	24.958	22.528	34.623	24.249	348.3	Run # 3 Front Tyre Slick-Medium Rear Tyre Slick-Soft New Tyre New Tyre						
19	1'46.771	24.992	22.630	34.819	24.330	346.1	12	2'01.450	33.148	24.300	36.745	27.257	182.4
20	1'47.073	25.058	22.609	34.934	24.472	342.8	13	1'48.473	25.207	23.147	35.744	24.375	349.5

19th 32 Lorenzo SAVADORI APRILIA ITA
Aprilia Racing Team Gresini

Runs=5 Total laps=19 Full laps=9

Run #	Front Tyre	Slick-Medium	Rear Tyre	Slick-Medium	Speed
Run # 1 Front Tyre Slick-Medium Rear Tyre Slick-Medium 4 Laps at start New Tyre					
1	2'15.960	37.346	24.964	37.271	25.829 117.7
2	1'49.035	25.617	22.930	35.586	24.902 347.2
3	56.126 P	28.212			334.3

Run #	Front Tyre	Slick-Medium	Rear Tyre	Slick-Soft	Speed
Run # 2 Front Tyre Slick-Medium Rear Tyre Slick-Soft New Tyre 4 Laps at start					
4	2'07.578	32.791	26.075	43.773	24.939 178.8
5	1'48.235	25.396	22.944	35.440	24.455 345.0
6	1'47.818	25.220	22.810	35.334	24.454 346.1
7	1'49.081	25.407	22.970	35.843	24.861 343.9
8	54.451 P	26.942			339.6

Run #	Front Tyre	Slick-Medium	Rear Tyre	Slick-Soft	Speed
Run # 3 Front Tyre Slick-Medium Rear Tyre Slick-Soft 7 Laps at start New Tyre					
9	2'06.525	40.463	23.631	37.792	24.639 189.1
10	2'05.966	25.185	28.093	47.195	25.493 348.3
11	1'00.874 P	33.082			321.4

Run #	Front Tyre	Slick-Medium	Rear Tyre	Slick-Soft	Speed
Run # 4 Front Tyre Slick-Medium Rear Tyre Slick-Soft 10 Laps at start 3 Laps at start					
12	2'18.985	54.221	23.598	36.245	24.921 99.0
13	1'47.204	25.073	22.741	35.102	24.288 348.3
14	54.091 P	27.277			349.5

Run #	Front Tyre	Slick-Medium	Rear Tyre	Slick-Soft	Speed
Run # 5 Front Tyre Slick-Medium Rear Tyre Slick-Soft 13 Laps at start New Tyre					
15	1'56.274	32.604	23.169	36.154	24.347 159.2
16	1'46.447	24.934	22.474	34.811	24.228 345.0
17	1'56.872	27.548	25.980	38.312	25.032 345.0
18	1'52.969 *	26.455*	24.098	37.584*	24.832 341.7
19	1'47.571	25.107	22.832	35.227	24.405 342.8

20th 23 Enea BASTIANINI DUCATI ITA
Avintia Esponsorama

Runs=4 Total laps=19 Full laps=12

Run #	Front Tyre	Slick-Medium	Rear Tyre	Slick-Medium	Speed
Run # 1 Front Tyre Slick-Medium Rear Tyre Slick-Medium 4 Laps at start New Tyre					
1	2'14.155	34.060	24.877	37.495	25.340 132.5
2	1'49.509	25.769	23.228	35.604	24.908 343.9
3	1'47.896	25.381	22.879	35.304	24.332 352.9
4	1'47.608	25.347	22.832	35.109	24.320 345.0
5	1'47.363	25.222	22.738	35.231	24.172 341.7
6	1'47.171	25.284	22.682	35.034	24.171 354.0
7	53.270 P	25.877			356.4

Run #	Front Tyre	Slick-Medium	Rear Tyre	Slick-Medium	Speed
Run # 2 Front Tyre Slick-Medium Rear Tyre Slick-Medium 11 Laps at start 7 Laps at start					
8	1'56.548 *	32.318	23.816*	35.681	24.733 170.0

21st 73 Alex MARQUEZ HONDA SPA
LCR Honda CASTROL

Runs=4 Total laps=19 Full laps=12

Run #	Front Tyre	Slick-Medium	Rear Tyre	Slick-Medium	Speed
Run # 1 Front Tyre Slick-Medium Rear Tyre Slick-Medium 4 Laps at start New Tyre					
1	2'13.771	35.875	25.796	41.078	26.646 119.4
2	1'49.320	25.808	23.263	35.585	24.664 339.6
3	1'48.037	25.228	23.067	35.466	24.276 351.7
4	1'47.548	25.206	22.826	35.164	24.352 350.6
5	1'47.307	25.243	22.811	35.020	24.233 349.5
6	1'47.386	25.255	22.797	35.094	24.240 351.7
7	55.787 P	27.630			349.5

21st 73 Alex MARQUEZ HONDA SPA
LCR Honda CASTROL

Run #	Front Tyre	Slick-Medium	Rear Tyre	Slick-Medium	Speed
Run # 2 Front Tyre Slick-Medium Rear Tyre Slick-Medium 11 Laps at start 7 Laps at start					
8	2'02.010	32.995	25.259	38.928	24.828 201.8
9	1'56.496	25.653	23.250	38.486	29.107 346.1
10	1'48.276	25.517	22.987	35.193	24.579 343.9
11	1'47.817	25.327	22.833	35.251	24.406 343.9
12	53.189 P	25.849			345.0

Run #	Front Tyre	Slick-Medium	Rear Tyre	Slick-Soft	Speed
Run # 3 Front Tyre Slick-Medium Rear Tyre Slick-Soft New Tyre New Tyre					
13	1'58.673	34.851	23.868	35.597	24.357 195.2
14	1'46.892	25.148	22.684	34.876	24.184 350.6
15	1'47.536	25.167	22.810	35.102	24.457 347.2
16	54.601 P	27.113			345.0

Run #	Front Tyre	Slick-Medium	Rear Tyre	Slick-Soft	Speed
Run # 4 Front Tyre Slick-Medium Rear Tyre Slick-Soft 4 Laps at start New Tyre					
17	1'54.626	30.888	23.774	35.423	24.541 206.5
18	1'47.915	25.296	23.081	35.239	24.299 348.3
19	1'46.853	25.011	22.603	34.939	24.300 350.6

22nd 27 Iker LECUONA KTM SPA
Tech 3 KTM Factory Racing

Runs=4 Total laps=17 Full laps=9

Run #	Front Tyre	Slick-Medium	Rear Tyre	Slick-Medium	Speed
Run # 1 Front Tyre Slick-Medium Rear Tyre Slick-Medium 5 Laps at start New Tyre					
1	2'14.048	34.274	25.327	37.493	25.544 129.0
2	1'49.325	25.676	23.323	35.614	24.712 345.0
3	1'48.122	25.375	22.950	35.341	24.456 351.7
4	1'47.648	25.296	22.809	35.125	24.418 350.6

Fastest Lap: Francesco BAGNAIA Ducati Lenovo Team ITA **1'45.456** 24.811 22.350 34.438 23.857

These data/results cannot be reproduced, stored and/or transmitted in whole or in part by any manner of electronic, mechanical, photocopying, recording, broadcasting or otherwise now known or herein after developed without the previous express consent by the copyright owner, except for reproduction in daily press and regular printed publications on sale to the public within 60 days of the event related to those data/results and always provided that copyright symbol appears together as follows below.
© DORNA, 2021



Free Practice Nr. 3

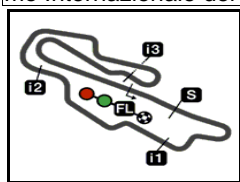
MotoGP

Lap	Lap Time		T1	T2	T3	T4	Speed	Lap	Lap Time	T1	T2	T3	T4	Speed
5	53.273	P	25.658				347.2							
Run # 2	Front Tyre		Slick-Medium			Rear Tyre		Slick-Medium						
			10 Laps at start			5 Laps at start								
6	2'02.308		36.160	24.367	36.682	25.099	161.9							
7	1'48.986		25.498	23.220	35.603	24.665	340.6							
8	1'49.021		25.394	23.002	35.575	25.050	339.6							
9	1'48.687		25.354	23.191	35.593	24.549	345.0							
10	1'48.554		25.507	22.902	35.473	24.672	341.7							
11	55.184	P	26.159				341.7							
Run # 3	Front Tyre		Slick-Medium			Rear Tyre		Slick-Medium						
			16 Laps at start			11 Laps at start								
12	1'57.187		32.074	23.893	36.211	25.009	194.5							
13	1'49.308	P	25.524	23.264	35.627	24.893	340.6							
Run # 4	Front Tyre		Slick-Hard		Rear Tyre		Slick-Soft							
			New Tyre		New Tyre									
14	2'06.087		36.447	27.423	37.598	24.619	173.9							
15	1'47.247		25.147	22.722	35.075	24.303	350.6							
16	1'47.522		25.259	22.727	35.079	24.457	346.1							
	PIT		29.061				342.8							

Fastest Lap: Francesco BAGNAIA Ducati Lenovo Team ITA **1'45.456** 24.811 22.350 34.438 23.857

These data/results cannot be reproduced, stored and/or transmitted in whole or in part by any manner of electronic, mechanical, photocopying, recording, broadcasting or otherwise now known or herein after developed without the previous express consent by the copyright owner, except for reproduction in daily press and regular printed publications on sale to the public within 60 days of the event related to those data/results and always provided that copyright symbol appears together as follows below.
© DORNA, 2021





5245 m.

GRAN PREMIO D'ITALIA OAKLEY

Free Practice Nr. 3

Best Partial Times

MotoGP™

IT Ideal Lap Time, sum of the best partial times*BT* Best Lap Time

<i>T1</i>		<i>T2</i>		<i>T3</i>		<i>T4</i>				<i>IT</i>	<i>BT</i>	
Pos	Rider	Time	Rider	Time	Rider	Time	Rider	Time	Pos	Rider		
1	F.QUARTARARO	24.752	M.VIÑALES	22.254	F.QUARTARARO	34.347	F.BAGNAIA	23.857	1	F.BAGNAIA	1'45.456	1'45.456 (1)
2	J.MILLER	24.754	J.MILLER	22.282	F.MORBIDELLI	34.367	P.ESPARGARO	23.917	2	F.QUARTARAR	1'45.525	1'45.613 (2)
3	J.ZARCO	24.773	F.MORBIDELLI	22.307	F.BAGNAIA	34.438	J.ZARCO	23.936	3	B.BINDER	1'45.652	1'45.652 (3)
4	B.BINDER	24.773	A.RINS	22.326	M.OLIVEIRA	34.441	B.BINDER	23.959	4	J.MILLER	1'45.685	1'45.701 (4)
5	M.VIÑALES	24.778	J.ZARCO	22.335	J.MIR	34.462	M.OLIVEIRA	23.974	5	F.MORBIDELLI	1'45.706	1'45.865 (10)
6	A.ESPARGARO	24.798	J.MIR	22.343	B.BINDER	34.478	J.MILLER	24.005	6	J.MIR	1'45.723	1'45.825 (8)
7	F.BAGNAIA	24.811	F.QUARTARARO	22.345	P.ESPARGARO	34.486	M.MARQUEZ	24.025	7	J.ZARCO	1'45.725	1'45.725 (5)
8	A.RINS	24.837	F.BAGNAIA	22.350	A.RINS	34.525	A.RINS	24.057	8	A.RINS	1'45.745	1'45.754 (6)
9	J.MIR	24.845	M.MARQUEZ	22.385	T.NAKAGAMI	34.579	J.MIR	24.073	9	M.OLIVEIRA	1'45.791	1'45.791 (7)
10	D.PETRUCCI	24.856	A.ESPARGARO	22.389	M.PIRRO	34.588	F.QUARTARARO	24.081	10	M.VIÑALES	1'45.810	1'45.895 (11)
11	M.MARQUEZ	24.874	M.PIRRO	22.416	M.VIÑALES	34.597	M.PIRRO	24.085	11	P.ESPARGAR	1'45.858	1'45.858 (9)
12	M.PIRRO	24.878	P.ESPARGARO	22.439	V.ROSSI	34.623	T.NAKAGAMI	24.118	12	M.PIRRO	1'45.967	1'46.103 (14)
13	F.MORBIDELLI	24.885	B.BINDER	22.442	A.ESPARGARO	34.632	L.MARINI	24.123	13	A.ESPARGAR	1'45.977	1'46.015 (13)
14	L.MARINI	24.893	M.OLIVEIRA	22.459	J.MILLER	34.644	D.PETRUCCI	24.137	14	M.MARQUEZ	1'46.013	1'46.013 (12)
15	T.NAKAGAMI	24.895	L.SAVADORI	22.474	L.MARINI	34.654	E.BASTIANINI	24.143	15	T.NAKAGAMI	1'46.123	1'46.311 (15)
16	E.BASTIANINI	24.899	D.PETRUCCI	22.516	J.ZARCO	34.681	F.MORBIDELLI	24.147	16	D.PETRUCCI	1'46.198	1'46.355 (17)
17	M.OLIVEIRA	24.917	V.ROSSI	22.528	D.PETRUCCI	34.689	A.ESPARGARO	24.158	17	L.MARINI	1'46.246	1'46.332 (16)
18	L.SAVADORI	24.934	T.NAKAGAMI	22.531	M.MARQUEZ	34.729	M.VIÑALES	24.181	18	V.ROSSI	1'46.358	1'46.358 (18)
19	V.ROSSI	24.958	L.MARINI	22.576	L.SAVADORI	34.811	A.MARQUEZ	24.184	19	L.SAVADORI	1'46.447	1'46.447 (19)
20	A.MARQUEZ	25.011	A.MARQUEZ	22.603	E.BASTIANINI	34.870	L.SAVADORI	24.228	20	E.BASTIANINI	1'46.594	1'46.627 (20)
21	P.ESPARGARO	25.016	E.BASTIANINI	22.682	A.MARQUEZ	34.876	V.ROSSI	24.249	21	A.MARQUEZ	1'46.674	1'46.853 (21)
22	I.LECUONA	25.147	I.LECUONA	22.722	I.LECUONA	35.075	I.LECUONA	24.303	22	I.LECUONA	1'47.247	1'47.247 (22)

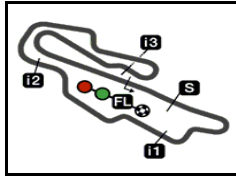
These data/results cannot be reproduced, stored and/or transmitted in whole or in part by any manner of electronic, mechanical, photocopying, recording, broadcasting or otherwise now known or herein after developed without the previous express consent by the copyright owner, except for reproduction in daily press and regular printed publications on sale to the public within 60 days of the event related to those data/results and always provided that copyright symbol appears together as follows below.

© DORNA, 2021

Official MotoGP Timing by TISSOT


www.motogp.com





5245 m.

GRAN PREMIO D'ITALIA OAKLEY**Free Practice Nr. 3****Fastest Laps Sequence**

<i>Practice Time</i>	 <i>Rider</i>	<i>Nation</i>	<i>Motorcycle</i>	<i>Time</i>	<i>Km/h</i>	<i>Rider's Lap</i>
4'02.497	63 Francesco BAGNAIA	ITA	DUCATI	1'49.198	172.9	2
4'02.568	93 Marc MARQUEZ	SPA	HONDA	1'49.136	173.0	2
4'04.991	33 Brad BINDER	RSA	KTM	1'48.419	174.1	2
4'07.114	41 Aleix ESPARGARO	SPA	APRILIA	1'47.567	175.5	2
4'09.521	88 Miguel OLIVEIRA	POR	KTM	1'47.541	175.5	2
4'10.818	5 Johann ZARCO	FRA	DUCATI	1'47.471	175.6	2
5'51.797	44 PoI ESPARGARO	SPA	HONDA	1'46.993	176.4	3
5'55.852	88 Miguel OLIVEIRA	POR	KTM	1'46.331	177.5	3
9'31.451	5 Johann ZARCO	FRA	DUCATI	1'46.201	177.7	5
31'04.593	20 Fabio QUARTARARO	FRA	YAMAHA	1'45.807	178.4	13
32'50.294	20 Fabio QUARTARARO	FRA	YAMAHA	1'45.701	178.6	14
39'52.661	20 Fabio QUARTARARO	FRA	YAMAHA	1'45.613	178.7	17
42'37.805	63 Francesco BAGNAIA	ITA	DUCATI	1'45.456	179.0	17

These data/results cannot be reproduced, stored and/or transmitted in whole or in part by any manner of electronic, mechanical, photocopying, recording, broadcasting or otherwise now known or herein after developed without the previous express consent by the copyright owner, except for reproduction in daily press and regular printed publications on sale to the public within 60 days of the event related to those data/results and always provided that copyright symbol appears together as follows below.

© DORNA, 2021

Official MotoGP Timing by **TISSOT**
www.motogp.com

Mugello, Saturday, May 29, 2021